

Favourite Animal Posters

What animal is your favourite? What more can you find out about it using books and the internet? [This is a good website for facts](#)

Write down the things you know and learn to create a poster or a mini book all about it. Add drawings or printed pictures to it too!



Find Out and create a Powerpoint

presentation on Sea Life

Watch and read the habitats presentation to find out about animals that live in water.

Now can you use the Sealife powerpoint you have been sent as a start and add in information you have learnt to make it your own. Add pictures, sounds, text, change the design, delete or add pages and even add sound if you know how! Remember to save it regularly to your computer and send them to us as we would love to see them.



Make Some Animal Biscuits

Follow the recipe link here

<https://recipes.sainsburys.co.uk/recipes/baking/lemony-animal-biscuits>

to make some yummy animal shaped biscuits. Use animal shaped cutters or mould the dough into some easy animal shapes for e.g. a fish, spider, snake, hedgehog! Decorate them with sweet treats or icing.



Senses Scavenger Hunt

Animals use their senses for all sort of things.

Find out more here

<https://www.bbc.co.uk/bitesize/topics/zxfrwmn/articles/zbvc7nb>

Now go on a 5 senses scavenger hunt walk, what can you collect? Use the page below to help you collect your experiences



Endangered Animals

Use the powerpoint on the school website to learn about endangered animals around the world. Have a go at reading the information yourself but if you get stuck listen to the teacher read it for you. Complete the poster challenge too!



Camel Facts


Find out about how camels have adapted to suit their environment with this cartoon story <https://www.bbc.co.uk/bitesize/clips/z4p6n39>

Now create a fact sheet about camels to explain why they have the features they do. Use the printable below to help you and write labels to match the parts of the camel that adapted to live in the desert



Flag Challenge

Look at the presentation about flag around the world that have animals on them. Use your atlas to find the countries they belong to and mark them on the world map below!




Animal Art

Last term we looked at the artist Steven Brown and his animal portraits, Have another go but this time choose a wild animal. Find and print a picture of one to trace (or use one of the ones below) and then create sections to decorate.



Paint a picture of your favourite animal.



<https://www.literacyshed.com/catchit.html#>

Watch this fun meerkat film then use it for your writing. You could tell the story from a meerkat's or the vultures point of view or, write a postcard as a meerkat to a friend telling them what happened.



Colourful chameleons

Listen to this story of the Mixed Up Chameleon by Eric Carle [Story](#)
Can you make an artwork of a colourful chameleon? Or maybe a mixed up one!

Play Tommy Tigers platform times tables game

<https://mathsframe.co.uk/en/resources/resource/318/Tommy-Trek-Times-Tables>

Make an animal clues game. On one side of your cards draw a picture or write the name of an animal. On the other side write a clue, get your family to play and see how they do!

Learn about Nocturnal animals by reading the information in this online book

<https://www.ictgames.com/mobilePage/nocturnal/index.html>

Make an animal wordsearch for someone else to solve!

Use National Geographic Kids to find out some amazing facts about animals

<https://www.natgeokids.com/uk/category/discover/animals/>

Camels





My Five Senses Scavenger Hunt

Something smooth




Something rough




Something that makes a noise



Something round



Something yellow



Something that came from a plant




Something that has a smell



Something long



Something man-made



Something soft



Something you can eat



Something red

