

## Role Play Ice Cream Shop

Make your own role play ice cream shop and use real money to pay! Can you make your own price signs and even a banner for the name of your shop? Make cones and add balls of socks or cotton wool for the ice cream!



## Fruity Makes

Have a go at making your own fruity treat!

It could be a fruit kebab



Or a fruit salad



A fruit smoothie



Or even a fruity ice lolly

Ask you adult to show you how to cut safely using both the



claw method


and bridge hold



## Stay Safe in the Sun

Learn how to stay safe in the sun by watching Dodge and his friends <https://www.bbc.co.uk/cbeebies/watch/sun-safety-for-kids?collection=out-and-about-with-cbeebies> Now sing along with Dr Ranj and Kiwi as they stay safe in the sun. <https://www.bbc.co.uk/cbeebies/watch/get-well-soon-fun-in-the-sun>

Use the sheet attached to make a poster to tell other people about staying safe in the sun! Add drawings and words to show the things they need to remember.




## Grow and Eat!

Make a cress head! Use an egg shell or small container and create a funny face on ti using pens or collage. Fill with damp tissue paper and sprinkle cress seeds on top. Watch each day as the cress changes and grows, what do you see? Look after it by keeping the tissue damp.



Once it has grown, make a yummy egg and cress sandwich to have for a picnic in the garden!



## Summer Senses Poem

Spend some time outside what can you hear? What can you smell and feel, flowers, the sun on your skin? What do you taste in the summer, ice creams and juicy strawberries? What do you see in the world around you? Use your ideas to make a summer poem! Use the sheet attached to help you write it.

SUMMER	
I HEAR	_____
I SMELL	_____
I FEEL	_____
I TASTE	_____
I SEE	_____

## Colours in Nature

How many colours can you find in nature during the summer? Draw a rainbow of colour on a piece of card and collect things that match, in nature, to glue on.



## Natural Weaving Craft

Ask an adult to help you create a frame from sticks or use a piece of strong card, and wind wool or string around it. Now find natural things to weave into your weaving frame. These look beautiful hung in trees in the garden!



## Summer Song and Writing

Listen and learn this fun seaside song! <https://www.bbc.co.uk/cbeebies/watch/showmesho-wme-beside-the-seaside-song-> What you like to do at the seaside?



### Make a petal sun catcher.


You will need a paper plate and some clear sticky back plastic. Find and pick different coloured petals and leaves to trap inside the two pieces of plastic! Use some string to hang it up.



Flower Petal Suncatcher

### Be a gardener!

Plant some seeds and keep a diary to record what happens. Measure your plant as you go to see how it changes and grows!



### Seaside Collage Art

Watch the story of the Home for a Hermit Crab here

<https://www.youtube.com/watch?v=0UIGQUNLwAQ> Now see if you can create a collage underwater scene or creatures



### Obstacle Course!

Make an obstacle course in your garden. Can you make things to balance on, climb on, go under and over?



### Sink or Float Investigation

Fill a bowl or water tray with water. Now find lots of toys and objects. Can you sort them, which ones float and which ones sink?



### Yoga Challenge

Learn how to do a yoga Salute to the Sun

<https://www.youtube.com/watch?v=qjGRZS->

YMWo



### Make a Rain Cloud in a Jar!

Have a go at this fun science activity and make your own rain cloud!

<https://funlearningforkids.com/rain-cloud-jar-science-experiment/>



### Exercise at the Beach!

Have a go at Andys Wild Workout at the beach!  
<https://www.bbc.co.uk/iplayer/episode/p06tmnbv/andys-wild-workouts-series-1-4-beaches>



STAY SAFE

ON THE



Name: \_\_\_\_\_

# SUMMER



I HEAR \_\_\_\_\_

I SMELL \_\_\_\_\_

I FEEL \_\_\_\_\_

I TASTE \_\_\_\_\_

I SEE \_\_\_\_\_

I like the seaside because...

---

---

---

---

---

---

---

---

---

---

---

---

---

---

