

## Charles Darwin

Read the information sheet about the life and work of Charles Darwin. Research how animals adapt to survive in different environments using the internet or books. Based on your research, invent an animal that would be perfectly suited to your chosen environment. Draw and label your animal showing its key adaptations. Use the attached worksheet to help you. These BBC clips may help you with your research [adaptation](#) [How-animals-have-adapted](#)



## Find Out and create a Powerpoint presentation on Sea Life

Watch and read the habitats presentation to find out about animals that live in water.

Now, use the Sealife PowerPoint you have been sent as a start and add in information you have learnt to make it your own. Add pictures, sounds, text, change the design, delete or add pages and even add sound if you know how! Remember to save it regularly to your computer and send them to us as we would like to see them.



## Make Some Animal Biscuits

Follow the recipe link here <https://recipes.sainsburys.co.uk/recipes/baking/lemony-animal-biscuits> to make some yummy animal shaped biscuits. Your challenge is to alter the flavours from the original recipe. What could you add to improve the biscuits? Use animal shaped cutters or mould the dough into some easy animal shapes for e.g. a fish, spider, snake, hedgehog! Decorate them with sweet treats or icing.

Perhaps you could even design some packaging for them!




## Design a Safari Park!

Design your own Safari park map! Use the images of real safari parks attached to get some ideas and see what you need to include. Remember to label your map and consider what environment and landscape the animals will need in their enclosures.



## Endangered Animals

Use the PowerPoint on the school website to learn about endangered animals around the world. Have a go at reading the information yourself but if you get stuck listen to the teacher read it for you. Complete the poster challenge too!



## Create a fun animal poem.

Write a poem about an animal. Use the structure shown on the attached page, have a go at the 2 examples. Then create your own, using an animal of your choice!

**The Elephant**


One long trunk  
Four thick legs  
Two sharp tusks  
Thumping, plodding, crashing  
Wrinkled and noble  
Like a giant bulldozer  
Old man of Africa

This poem has a very simple structure, which can be copied to make a new poem.

**One long trunk**      *Number, adjective, body part*  
**Four thick legs**      *Number, adjective, body part*  
**Two sharp tusks**      *Number, adjective, body part*  
**Thumping, plodding, crashing**      *Three verbs*  
**Wrinkled and noble**      *Two adjectives*  
**Like a giant bulldozer**      *Simile*  
**Old man of Africa**      *Statement*

## Flag Challenge

Look at the presentation about flags around the world that have animals on them. Use your atlas to find the countries they belong to and mark them on the world map below!




## Animal Art

Research the Animal art of artist Steven Brown using the internet. Have a go at making a pet portrait or a wild animal art piece in this style. Find and print a picture and animal to trace (or use one of the ones below) and then create sections to decorate.



Create an artwork of your favourite animal, use paint, collage, drawing materials or a mixture of all of them!



<https://www.literacyshed.com/catchit.html#>

Watch this fun meerkat film then use it for your writing. You could tell the story from a meerkat's or the vultures point of view or, write a postcard as a meerkat to a friend telling them what happened.



## **Biodiversity**

Watch the video on this page [by educational service | Ultimate STEM Challenge 2020-2021](#) and learn about biodiversity! Print out the Biodiversity activity sheet to show what you have learnt.

Research breeds of an animal and write a fact file about it for e.g. breeds of dog/cat/bird

Use this website to create your own nature spotting sheet for use on a walk in the countryside!

<https://www.wildlifewatch.org.uk/things-do/get-started-your-spotter->

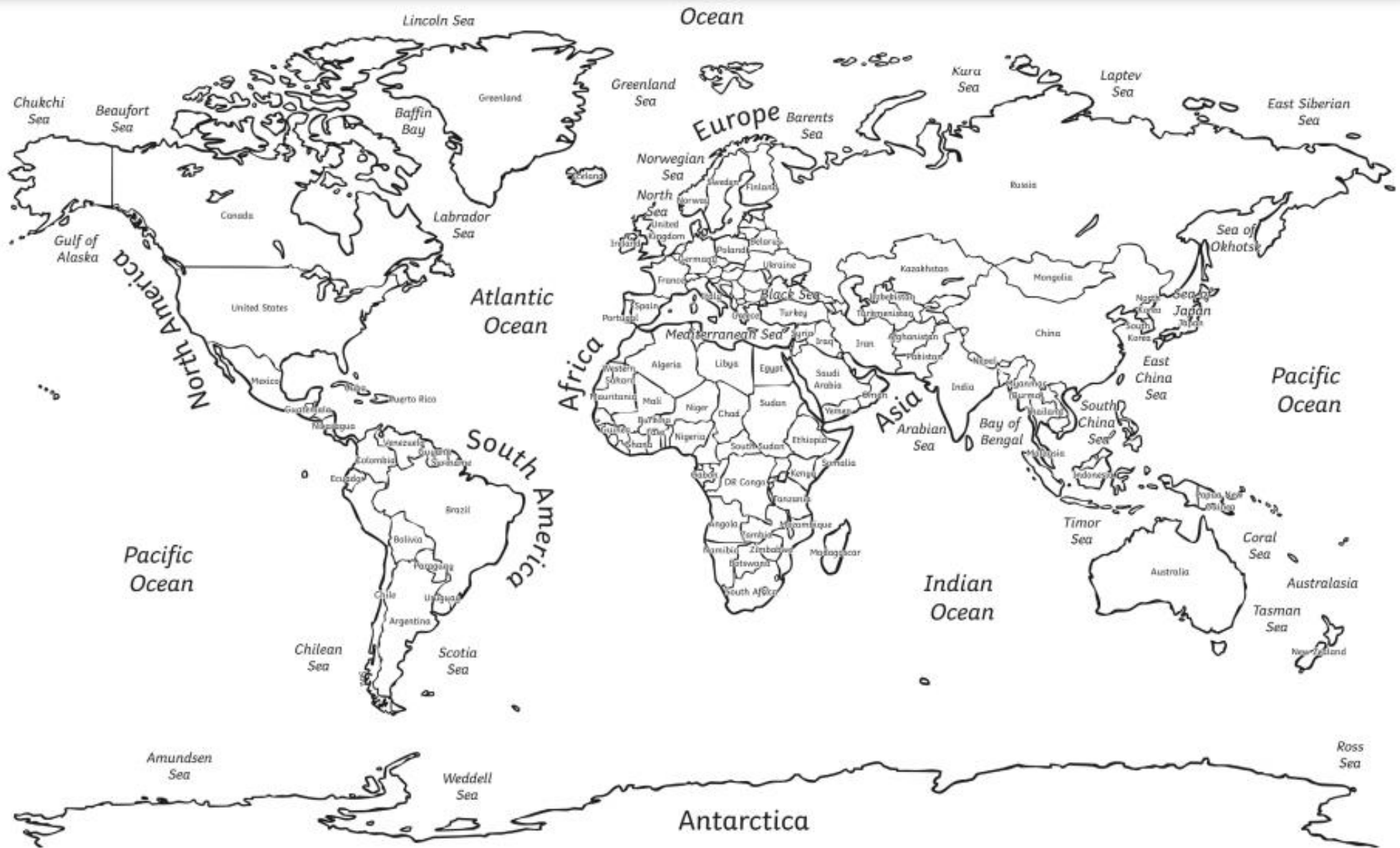
Find a range of great animal and nature based activities here on the <https://www.rspb.org.uk/fun-and-learning/for-kids/games-and-activities/activities/>

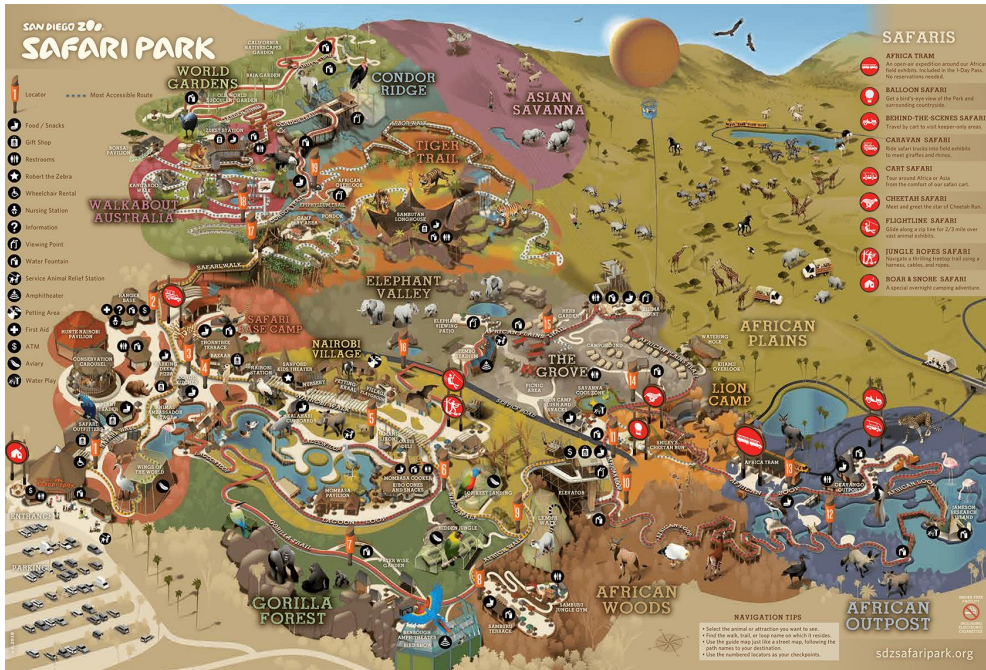
.From making a bird feeder kebab to taking a cast of an animal print

Make an animal wordsearch or a crossword for someone else to solve!

Use National Geographic Kids to find out some amazing facts about animals

<https://www.natgeokids.com/uk/category/discover/animals/>





Animal poetry

# The Elephant

One long trunk  
 Four thick legs  
 Two sharp tusks  
 Thumping, plodding, crashing  
 Wrinkled and noble  
 Like a giant bulldozer  
 Old man of Africa



This poem has a very simple structure, which can be copied to make a new poem.

<b>One long trunk</b>	<i>Number, adjective, body part</i>
<b>Four thick legs</b>	<i>Number, adjective, body part</i>
<b>Two sharp tusks</b>	<i>Number, adjective, body part</i>
<b>Thumping, plodding, crashing</b>	<i>Three verbs</i>
<b>Wrinkled and noble</b>	<i>Two adjectives</i>
<b>Like a giant bulldozer</b>	<i>Simile</i>
<b>Old man of Africa</b>	<i>Statement</i>

So an alternative version could be:

<b>Two wrinkled eyes</b>	<i>Number, adjective, body part</i>
<b>One tiny tail</b>	<i>Number, adjective, body part</i>
<b>Two flapping ears</b>	<i>Number, adjective, body part</i>
<b>Marching, stamping, thrashing</b>	<i>Three verbs</i>
<b>Grey and wise</b>	<i>Two adjectives</i>
<b>Like an enormous brick wall</b>	<i>Simile</i>
<b>Wisest of them all</b>	<i>Statement</i>

Animal poetry

# The Rhinoceros



..... *Number, adjective, body part*  
 ..... *Number, adjective, body*  
 ..... *Number, adjective, body part*  
 ..... *Three verbs*  
 ..... *Two adjectives*  
 ..... *Simile*  
 ..... *Statement*

# The Vulture



..... *Number, adjective, body part*  
 ..... *Number, adjective, body*  
 ..... *Number, adjective, body part*  
 ..... *Three verbs*  
 ..... *Two adjectives*  
 ..... *Simile*  
 ..... *Statement*