


## Animal Songs and sorting

Learn these animal songs ...

[TheAnimalFair](#) , [TheAnimalswentintwobytwo](#) , [the bear-went-over-the-mountain](#) , [-did-you-ever-see-a-bunny](#) , [down-in-the-jungle](#) , [i-have-a-furry-kitten](#)

Can you group the animals on the print out sheets?  
Which animals belong on a farm, in the sea, or are wild animals?



## Find Out! – Animals and where they live

Learn about different habitats that animals live in.

<https://www.bbc.co.uk/bitesize/topics/zx882hv/articles/zy38wmn>

Make a habitats poster! Choose one of the habitats you have learnt about to write about. Use the animal habitats poster page below. Choose animals to draw in the bubbles and write a fact about each one. Adults can help with writing if needed.



## Paper Plate Animal Craft

Create a paper plate pet! Use the instructions on the page below to create a paper plate animal. Choose any animal you like.



## Senses Hunt!

Animals use their senses for all sort of things.  
Find out more here

<https://www.bbc.co.uk/bitesize/clips/z2fnvcw>

Now go on a senses walk, what do you see, smell, feel, taste and hear? Use the page below to help you collect your experiences



## What am I? – Farm or Pets animal game

Have a go at the animal quiz games on the Powerpoints on the website. Maybe you could make an animal clue card game or lift the flap book?

What am I?  
I have four legs.  
My coat is used for wool.  
I say 'baaaaaa'.



## Animals and their babies

Find out the names for animal babies by watching this video

<https://www.youtube.com/watch?v=W2MYLnuf0g&safe=active>


Can you read the words and match them to the right pictures on the quiz below?



## The Tiger that Came to Tea

Listen to the story of The Tiger that Came to Tea

<https://www.youtube.com/watch?v=BXgW9UCgpc8&safe=active> Now can you invent your own talking animal character. This website might help you [clickhere](#)



## Animal Poem

Create your own animal poem like this one. Choose an animal you can describe it could be a pet, a farm animal or a wild animal. Use the page below to help you

Toucan  
I am a toucan  
I can fly  
I can croak  
I feel soft  
I smell pine  
I am happy  
I am colorful  
I am a toucan  
by Natalie



**Make a favourite animal poster.**



**Watch this animation about a group of meerkats and their special fruit in the middle of the savannah. One day a vulture arrives and wants to steal the fruit. Will the meerkats be able to get it back?** <https://www.literacyshed.com/catchit.html>

**Colourful chameleons**

Listen to this story of the Mixed Up Chameleon by Eric Carle [Story](#)  
Can you make an artwork of a colourful chameleon? Or maybe a mixed up one!

**Have a go at some of these fun online maths games**

[Key Stage 1 - Topmarks Search](#)

**Invent a superhero animal!**



Listen to or read the story of the great pet sale. Use toy animals and soft toys to set up a pet shop. Price you animals and see if you can use real money to play shops

**Make an animal wordsearch for someone else to solve!**

**Play this game Waffle and Friends game using the keyboard on your laptop** [CbeebiesWaffleand friends](#)

WALT sort animals according to where they live - Cut out the pictures and stick them in the right groups on the sorting page

# Sea Creatures

# Wild Animals

# Farm Animals





Adults- if your child is finding the writing hard please feel free to write in what they say

# Habitats

My chosen habitat is \_\_\_\_\_

This is what it looks like



---

---

This is a \_\_\_\_\_



---

---

This is a \_\_\_\_\_

MY  
FIVE  
SENSES  
WALK

WHAT I SAW



WHAT I HEARD



WHAT I TOUCHED



WHAT I SMELLED



WHAT I TASTED





Cat and kitten  
Goat and kid  
Duck and duckling  
Kangaroo and joey  
Sheep and lamb  
Pig and piglet  
Horse and foal  
Hen and chick  
Dog and puppy  
Cow and calf




**Animal match**  
Draw a line matching the picture  
with the animal names.

## Paper Plate Pets

### You will need:

- Paper plates (one per child)
- Paint
- Paintbrushes
- Different coloured sugar paper
- Scissors
- Glue sticks
- Glue spreaders
- Marker pens (optional)
- Decorative items, such as wool and googly eyes (optional)



### Instructions

1. Choose which pet you would like to make. The paper plate is going to be the animal's head (unless you choose a goldfish!). Think about what colour your pet needs to be.
2. Paint the paper plate completely in your chosen colour. Wait for it to dry.
3. Once the paint is dry, you can add the smaller details. Choose some sugar paper that is the same colour as your painted plate and cut out shapes for the ears and nose. Triangles, semicircles and ovals work really well! Use white glue to attach them. Hold them in place for a few seconds.
4. Use a small paintbrush (or marker pens) to add any more details, such as eyes. Alternatively, you could use googly eyes.
5. Leave the decorations to completely dry.

Name \_\_\_\_\_

I am a \_\_\_\_\_.

I can \_\_\_\_\_.

I feel \_\_\_\_\_.

I smell \_\_\_\_\_.

I am \_\_\_\_\_.

I am a \_\_\_\_\_.

