

Rescue the Toy! Ice Experiment



Freeze some small toys in 8 containers filled with water in the freezer or if the weather is cold enough try it outside! How can we free the toys? Add your ideas on the ice experiment sheet on the page below, can you predict what will happen, which way do you think will be quickest? Think about why and they worked and did not work!

Hunt for Winter

Go on a winter walk, what do you see, what can you find, how does it feel? Have a go at the printable Winter Scavenger Hunt on the school website



Snowflakes

Listen to this snowflake story

...

<https://www.youtube.com/watch?v=cky-c4J3kZg>

Learn about the science of snowflakes here

<https://www.youtube.com/watch?v=-M48RfaWcWA>

Have a go at making some paper snowflakes, what different patterns can you cut? Use the guide on the school website to help you



Find Out! – Animals in Winter

Watch this BBC clip to see changes through the winter.

<https://www.bbc.co.uk/teach/class-clips-video/science-ks1-ks2-winter-weather-behaviour-british-animals-plants/zbcg92p> Find out more about animals in winter here <https://www.youtube.com/watch?v=l6NX7l8g044>

(adults please explain that some of these animals do not live in the UK)
Challenge – Use what you have learnt to write a non-fiction page about animals in winter. Print and use the page below



Winter and Christmas Challenge Board

Winter adventures

Listen to this story about a hedgehog in winter

<https://www.youtube.com/watch?v=YBKfbo60jll>

Can you write about a winter's day? Perhaps write about a winter walk or a winter day out. You could imagine a story to write about a person or animal on a winter's day if you prefer. If you are stuck write some sentences to tell what is happening in the winter story on one of the pages below



Winter and Christmas Bakes!

Have a go at some home baking with these great recipes, lots to choose from! Don't forget to take a photo before you eat them all!

<https://www.bbcgoodfood.com/recipes/collection/christmas-kids>



Make Your Own Christmas Cards and Gifts

Use my 'Christmas Crafts' PowerPoint on the website to look at ways you can make your own beautiful artworks and creations to give your loved ones at Christmas this year!



Christmas Poem

Create your own acrostic Christmas poem, it could even be added to your Christmas cards! Look at the examples on the page below and think of some ideas for yourself. There is also a page to print and use to write it. Remember each line must start with that letter for e.g. H could be holly, happy, hungry, hot etc.



For examples and pages to use, see the pages below!

Make a non-fiction page or mini book all about Winter. Use the All About Winter presentation on the website to help you

Ask an adult to read you some of these Christmas stories on Storyberries

<https://www.storyberries.com/category/christmas-stories-for-kids/>

Collect some evergreen leaves to make artworks with. You could stick, paint or take rubbings from them.


Have a go at some of these fun online Christmas games

<https://www.topmarks.co.uk/christmas/ChristmasGames.aspx>

Design your own gloves! Draw around your hands to get the right shape and then add patterns or pictures. You could design a hat and scarf to go with them!

Print and have a go at the Christmas Maths booklet on the school website

Make your own Christmas or winter Wordsearch for someone else to solve!



Write a letter to Father Christmas. Tell him why you deserve your presents this year and what you would most like to receive

Carols sung loud and clear,
Holly wreaths on every door,
Robin singing merrily,
Ice and snow sparkling,
Santa loading up his sleigh,
Trees in windows shining bright,
Mince pies baking in the oven,
A special star shining,
Stockings hung up ...
It's CHRISTMAS



Carol singing in the frosty air,
Holly wreaths are everywhere.
Reindeer galloping across the sky,
Icy cold snowflakes twirling by.
Stockings hang on the end of beds,
Trees decorated in gold and reds.
Mince pies ready, delicious and hot,
A baby in a manger cot.
Star that guides kings all the way ...
that's Christmas Day!



A CHRISTMAS Acrostic

Candy canes
Happy children
Rudolph's nose
I am waiting
Singing carols
Toys to play
Making cookies
A Christmas tree
Santa Claus



A CHRISTMAS Acrostic

Children are ready
Hoping to play.
Reindeer are harnessed
In front of the sleigh.
Santa calls kindly
"Take us away!"
Mrs Claus waves
At home she will stay.
Sing out with joy "Happy
Christmas day!"





S

A

M

T


S

I

R

H

C



twinkl

www.twinkl.co.uk









ICE

science experiment

How can we free the toys from the ice?



What I will do	What I think will happen. Do I think it will work?	What happened?	Why do I think that happened?	Did it work? Tick or X
Smash it with something h 				
Hold it in my hands 				
Put it outside 				
Put it inside 				
Put it by a heater 				
Put it in the fridge 				
Your idea				
Your idea				

Adults- if your child is finding the writing hard please feel free to write in what they say









