







Art Challenges KS1

<p>Circles Art</p> <p>Find circular objects to draw around. Let them overlap then colour some in the spaces in different colours. Remember to colour carefully!</p> 	<p>Hand Doodle Art</p> <p>Use the video on this webpage for instructions https://www.thecrafttrain.com/handprint-doodle-art/</p> 	<p>Make a robot</p> <p>Build a robot from things you can find in the recycling box! Use boxes, lids, paper, or anything else you can find. Use runny glue to stick it together. Remember you may need to wait and let it dry between each part.</p> 
<p>Summer Art</p> <p>Create an artwork for the theme of..</p> <p>SUMMER</p> <p>It could be a drawing, painting, collage or even a 3D artwork if you choose!</p> 	<p>Create a Kandinsky style artwork</p> <p>Create a Kandinsky style artwork. Use this image to guide you step by step. Just use different types of line to guide you. Try to include a zig zag, a swirly line, straight lines, wavy lines. Fill using pencils or water colour paints</p> 	<p>Draw a portrait</p> <p>Draw a picture of someone you live with. Ask them to sit nice and still in front of you and look carefully at them as you draw. Make sure to include all the details and then to colour using colouring pencils, using the right colours.</p> 
<p>Found object colour wheel</p> <p>Create the colour wheel using things you can find around you house and garden. Remember to take a photo when you have finished!</p> 	<p>Invent a superhero</p> <p>Draw a picture of a new superhero! What will their superpower be? What special outfit will they wear?</p> 	<p>Pattern Picture</p> <p>Draw some wavy lines across the paper. Fill each stripe with different patterns, Try circles, swirls, zig zags, waves, squares, dots etc</p> 